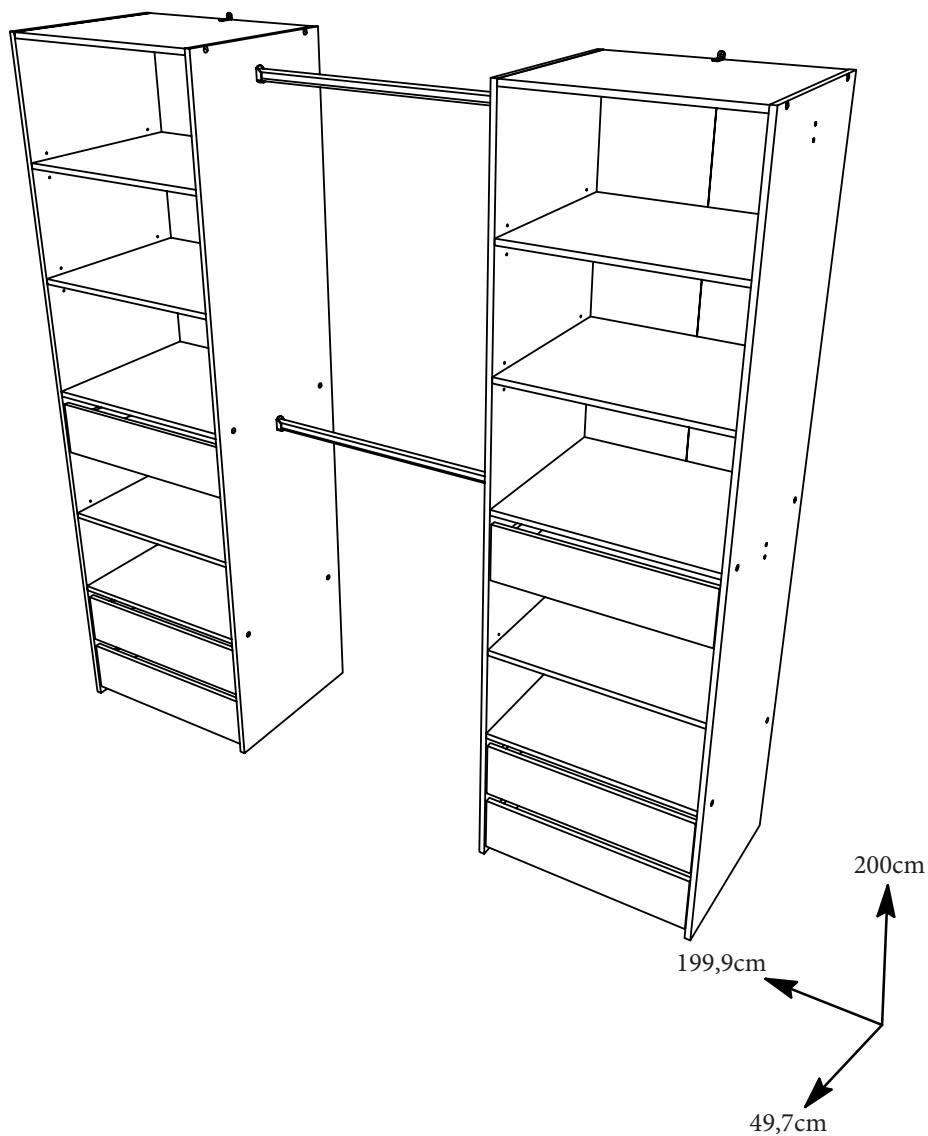




KIT DRESSING



FR Remerciements :

Nous vous remercions d'avoir choisi un meuble créé et fabriqué par le Groupe Parisot et espérons qu'il vous donnera entière satisfaction.

EN Thanks:

Thank you for choosing furniture designed and manufactured by the Parisot Group.

We hope you are totally satisfied with your purchase.

DE Danksagung:

Wir danken Ihnen für den Kauf eines Frankreich von der Parisot-Gruppe entworfenen und hergestellten Möbelstücks und hoffen, dass Sie es zu Ihrer vollkommenen Zufriedenheit finden werden.

HU Köszönet:

Köszönjük, hogy a Parisot Groupe által létrehozott és gyártott bútort választott, reméljük, hogy elégedett lesz a termékkel.

PT Agradecimentos:

Obrigado por ter escolhido um móvel concebido e fabricado pelo Grupo Parisot, esperando que seja do seu inteiro agrado.

IT Ringraziamenti:

Grazie per avere scelto un mobile progettato e fabbricato dal Gruppo Parisot. Speriamo soddisfatti appieno le vostre esigenze.

NL Bedankje:

Wij bedanken u voor de aankoop van een door de Groep Parisot ontworpen en vervaardigd meubel en hopen dat u er veel plezier aan zult beleven.

CZ Poděkování:

Děkujeme, že jste si vybrali nábytek navržený a vyrobený společností Parisot Group. Doufáme, že budete svým nákupem naprosto spokojeni.

ES Agradecimientos:

Les damos las gracias por haber elegido un mueble diseñado y fabricado por el Groupe Parisot y esperamos que sea de su total agrado.

PL Podziękowania:

Dziękujemy za wybór mebli stworzonych i wyprodukowanych przez Grupę Parisot. Mamy nadzieję, że będziecie Państwo w pełni zadowoleni z zakupu.

SK Pod'akovanie:

Ďakujeme, že ste si vybrali nábytok navrhnutý a vyrobený spoločnosťou Parisot Group. Dúfame, že budete svojim nákupom absolútne spokojní.

AR شكر:

نشكركم لاختياركم هذه القطعة من الأثاث من تصميم وتصنيع مجموعة باريسو Parisot ونتمنى أن تتألف رضائكم.



1h30

PARISOT INDUSTRIE

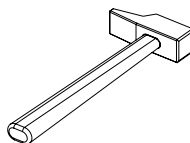
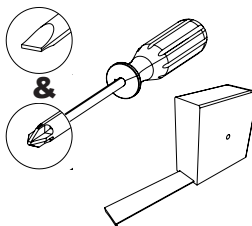
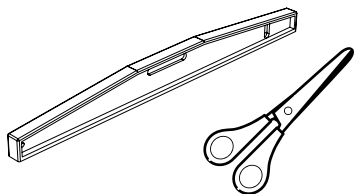
15 Avenue Jacques Parisot, 70800 Saint-Loup sur Semouse

RCS VESOU 537 665 200

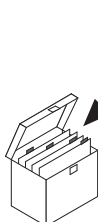
contact@parisot.com




Matériel nécessaire



Conseils d'entretien


















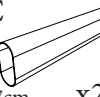




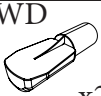


Repérez vos pièces

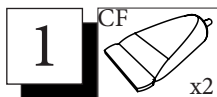


		cm		
Rep	Qté	Longueur	Largeur	Epaisseur
01	4	200	49,5	1,5
02	6	56,8	49,4	1,5
03	2	162,1	59,4	0,25
04	6	56,8	49,4	1,5
05	6	56,3	15	1,5
06	6	134,9	8	1,25
07	6	54,5	39,4	0,25

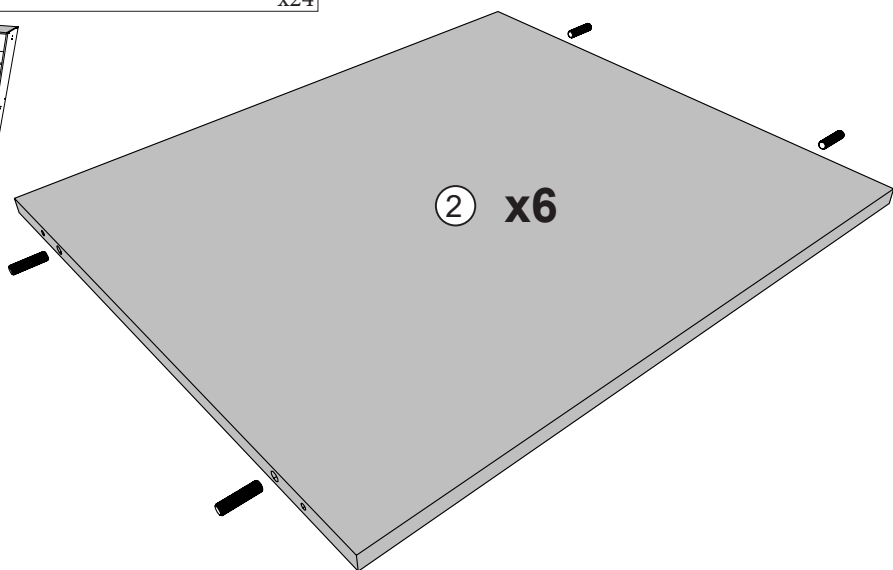
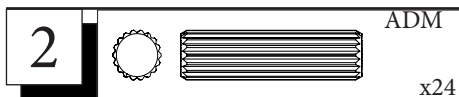
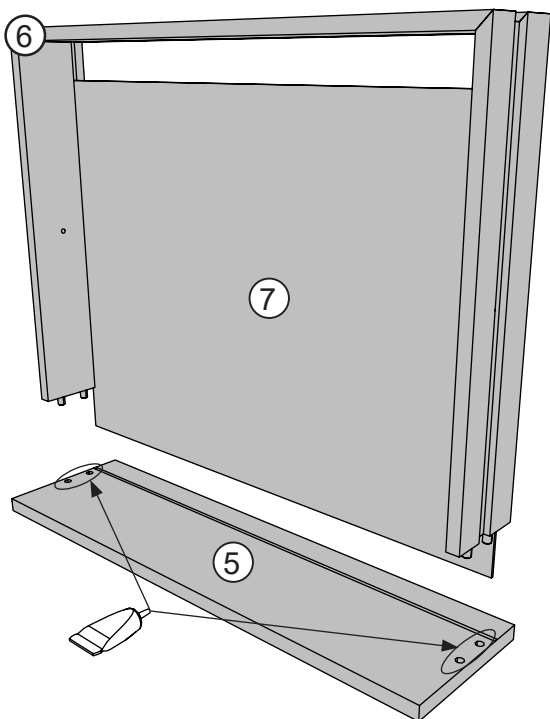
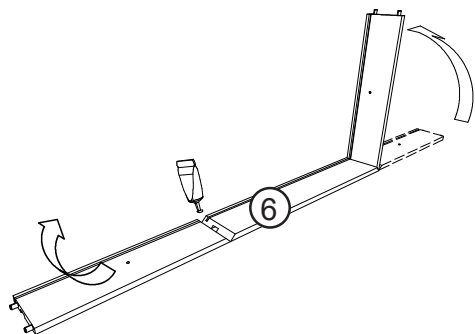
Triez votre quincaillerie

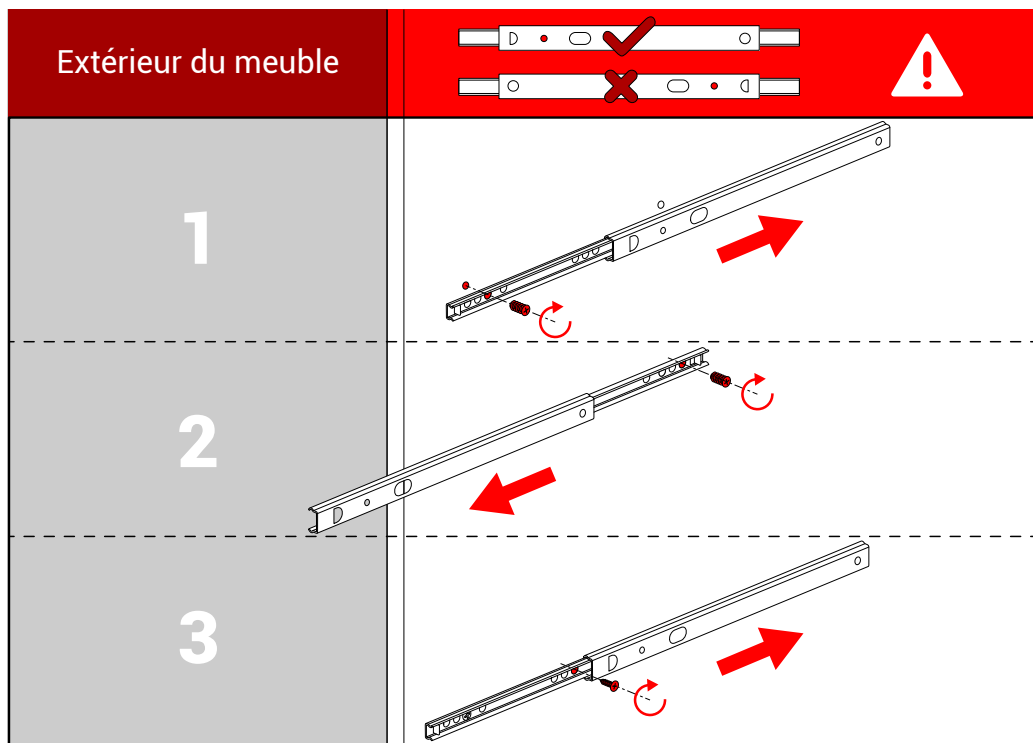
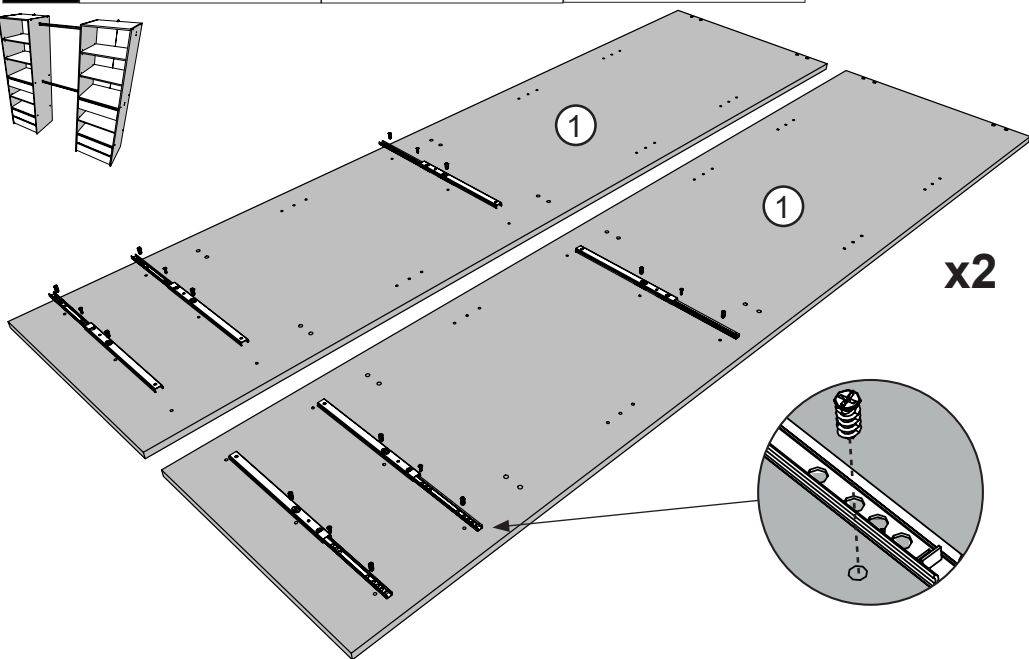
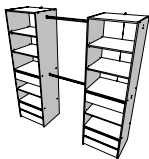
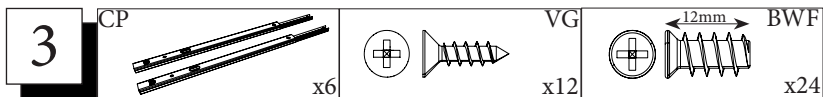
	0	1cm	2	3	4	5
		VR	x12			
		VAF4	x4			
		VAF8	x4			
		BWF	x24			
		VG	x12			
		ADM	x24			
		HW	x24			

	HV	x1
CP		x6
DC		x2
CF		x2
BLL		x2
BXD		x4
PA		x60
BWD		x24
OO		x8
WA		x24

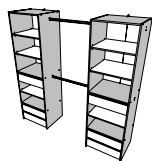
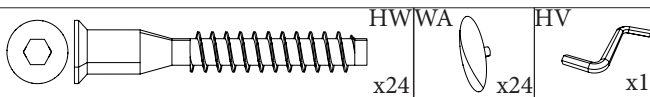


x6

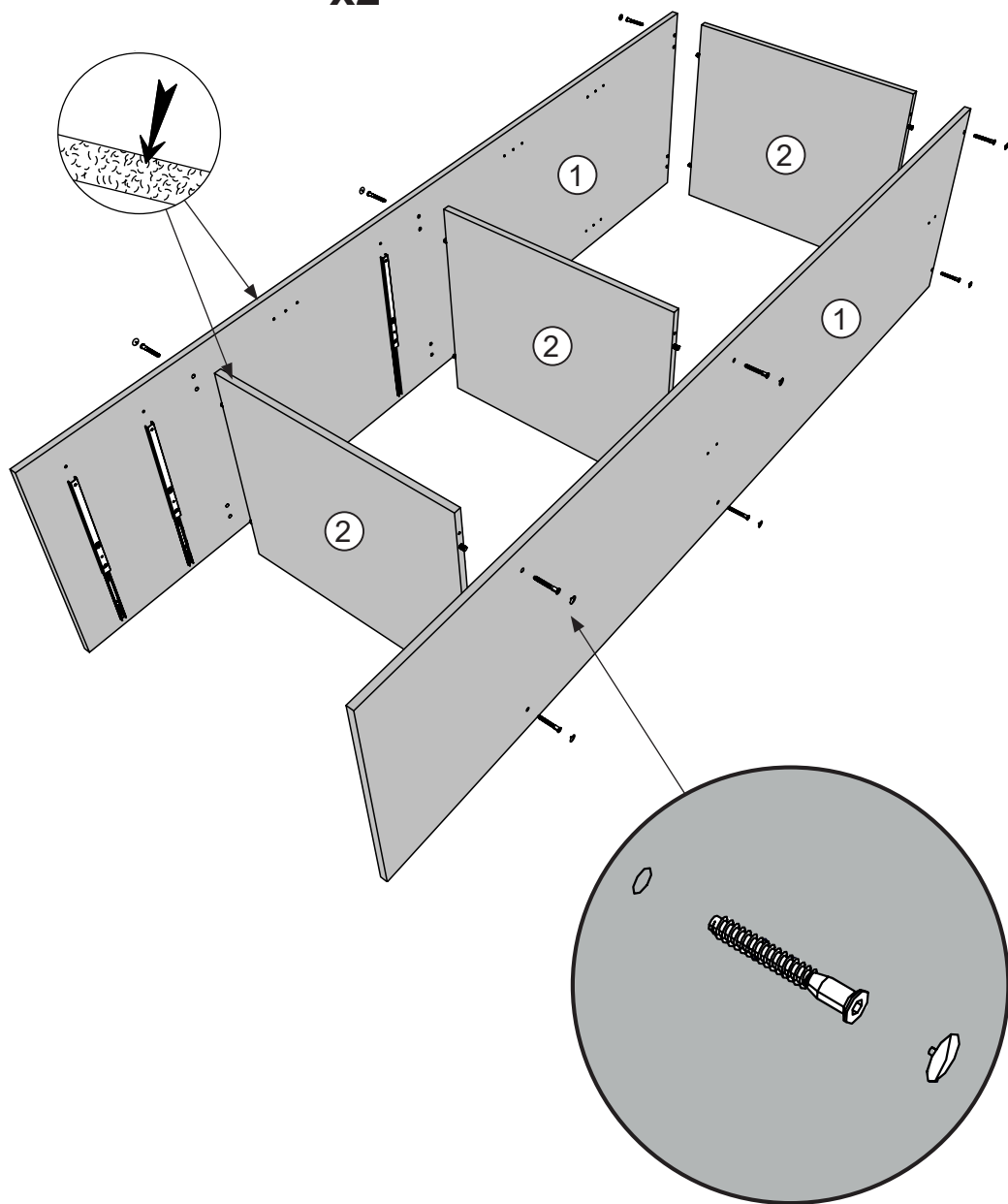




4




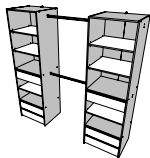
x2



5

PA

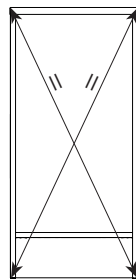
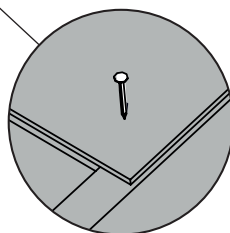

x60



x2

98.3cm

3



6

BLL



x2

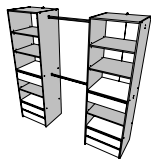


x4

VAF8 BWD



x24

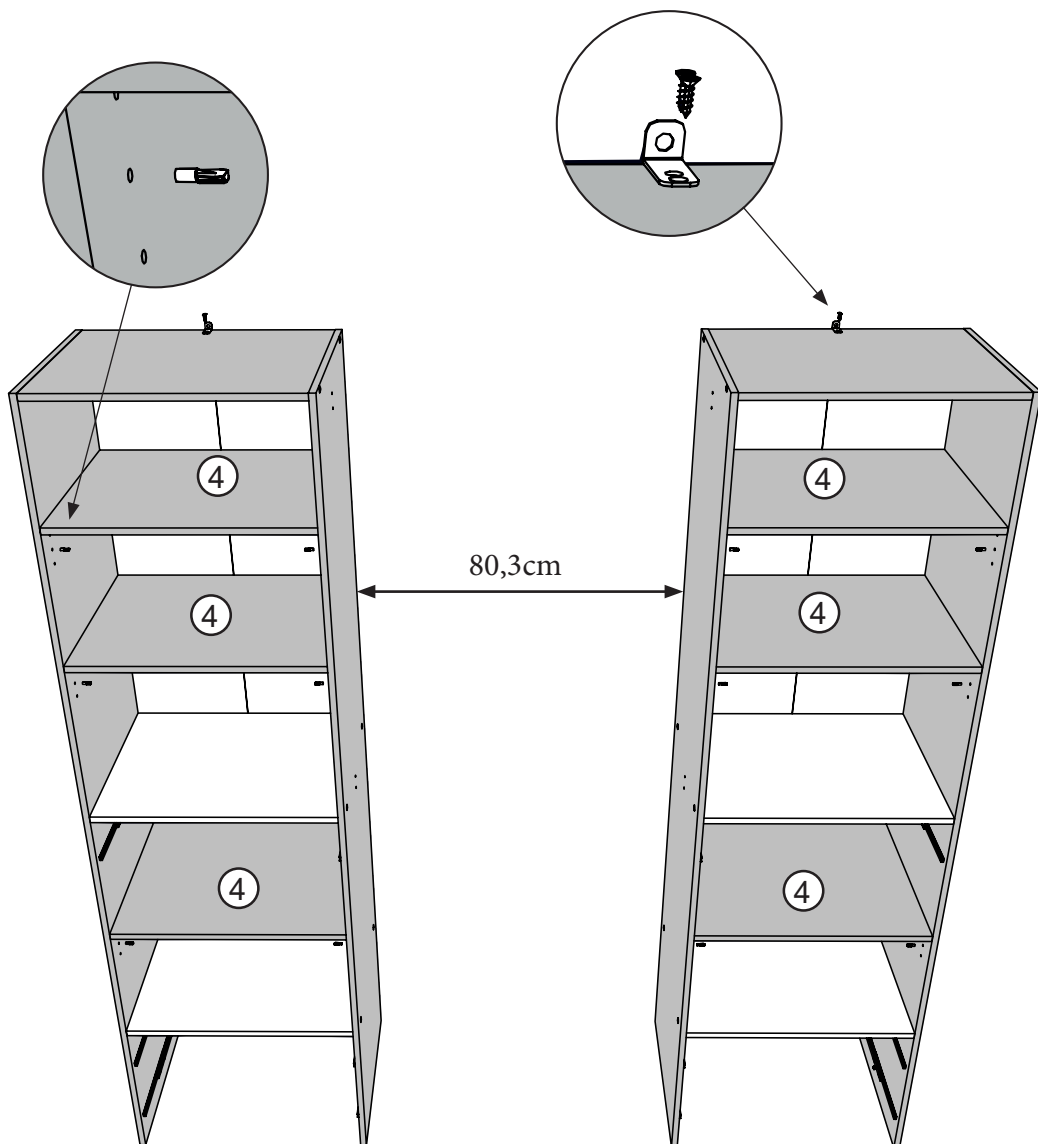


FR-Pour votre sécurité : Fixation du meuble au mur.

Attention, la fixation doit être réalisée par une personne compétente car cela nécessite des chevilles adaptées à la nature de votre mur.

EN-For your safety : the unit should be secured to the wall.

NB this should be carried out by a competent person as you must use the right rawl plug for your type of wall.



7

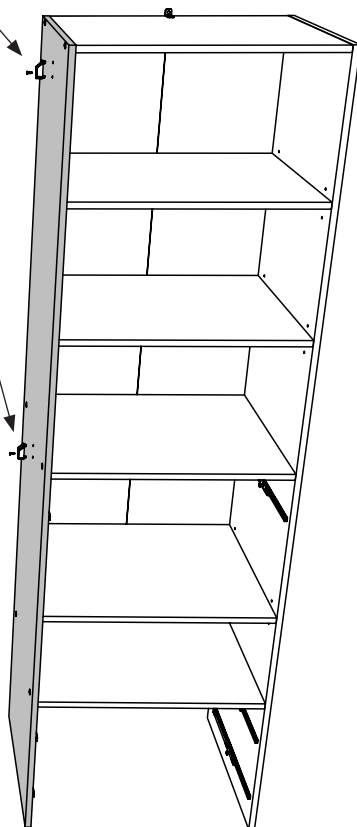
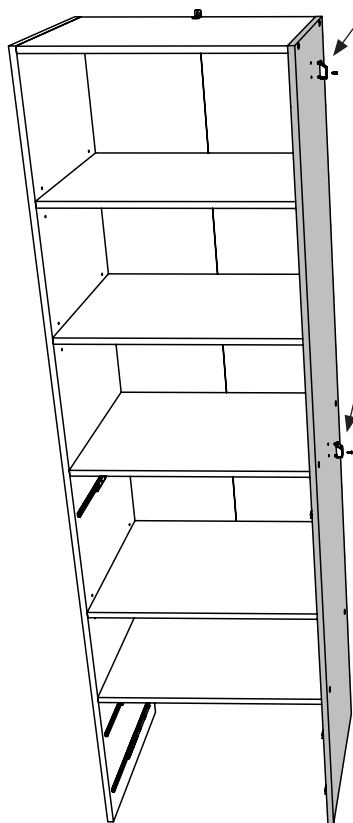
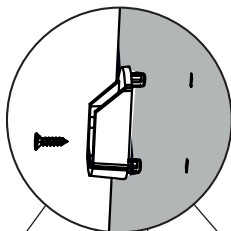
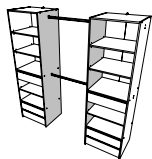
VAF4 BXD



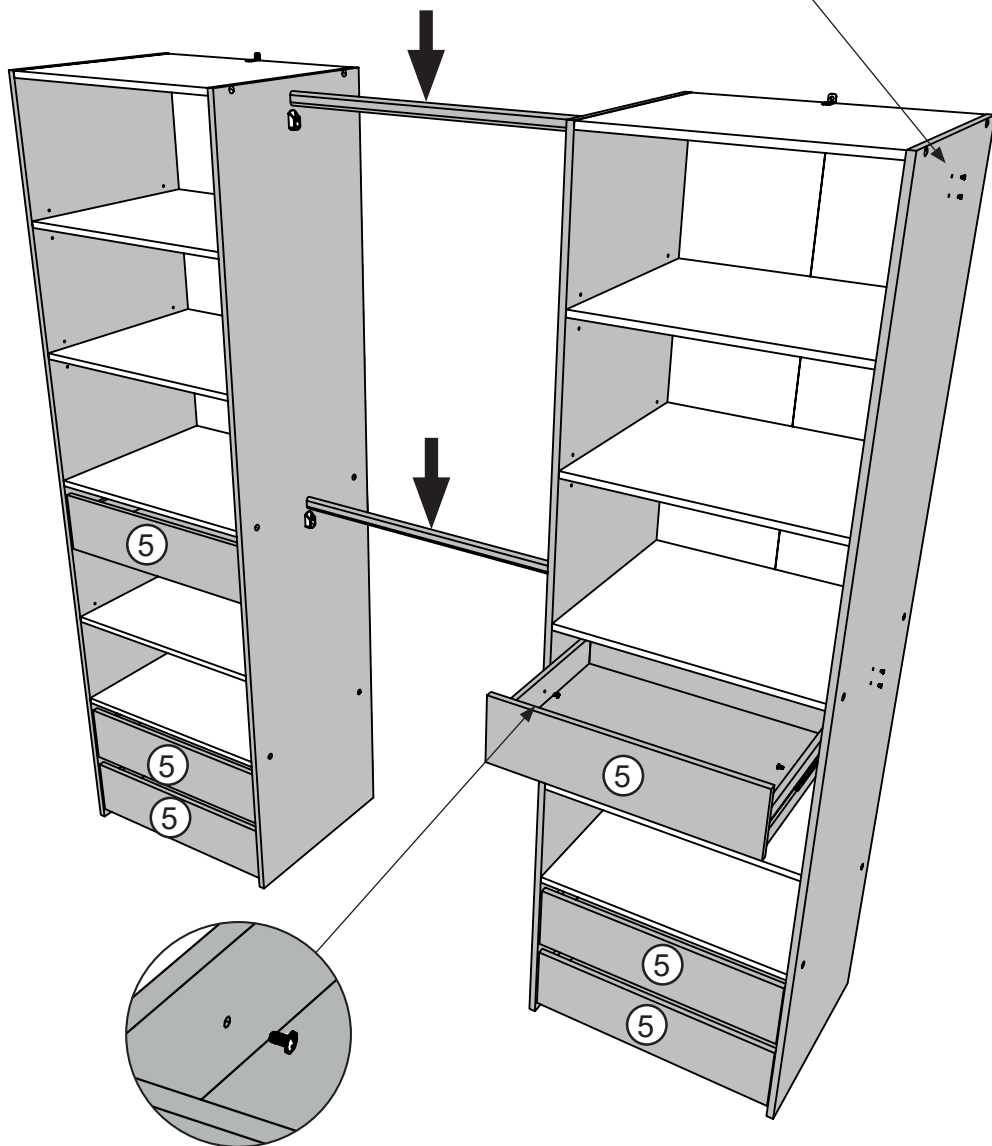
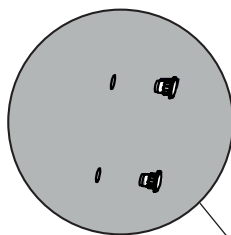
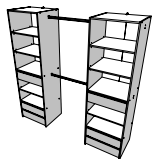
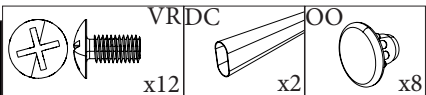
x4



x4



8





LE TRI
+ FACILE



FR

**Pensez à
donner ou recycler.**



Association

ou



Magasin

ou



Déchèterie

<https://quefairedemesdechets.fr>