MORPHOKIT

Sommier à lattes en kit

Slatted bed frame

FR

Donnez ou recyclez vos meubles.

Association

Magasin

Déchèterie

https://quefairedemesdechets.fr

Pieds vendus séparément

Feet sold separately

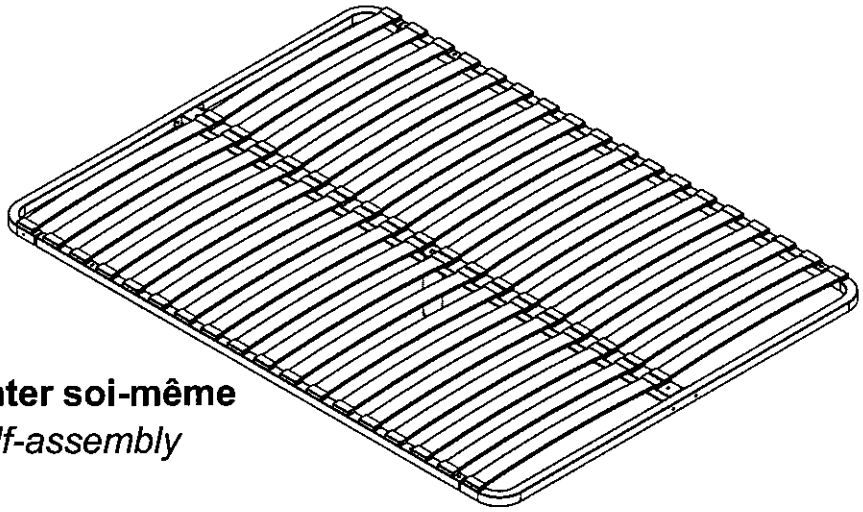

A monter soi-même

Self-assembly

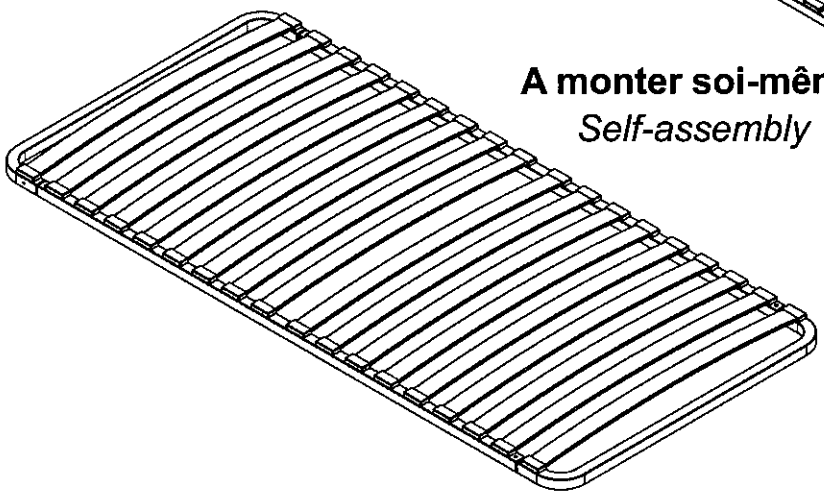

FR BE ES PT IT

IMPORTANT – A lire soigneusement – A conserver pour consultation ultérieure.
IMPORTANT – Read carefully – Keep for later consultation.

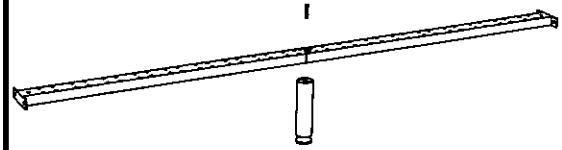

Assemblage uniquement sur sommier 2 personnes

Bien étudier la notice de montage. Vérifier la présence et l'état de la quincaillerie et des pièces avant de débuter le montage. Ne pas monter ou utiliser le mobilier si certains éléments sont cassés, endommagés ou manquants, et n'utiliser que des pièces détachées approuvées par le fabricant.
Utiliser uniquement l'outillage fourni ou préconisé. Aménagez-vous une zone de montage. Procéder au montage. Ne jamais forcer les assemblages. Resserrer les vis après quelque temps d'usage.
Un mauvais montage, calage ou manutention peut entraîner une fragilisation des assemblages et/ou des pièces. Ne pas déplacer un mobilier chargé. Tenir éloigné les jeunes enfants lors de l'assemblage.
Gardez votre notice de montage, si une pièce venait à manquer, elle serait le plus clair moyen de communiquer avec votre magasin.

Read the assembly instructions carefully. Check that all hardware and parts are present and in good condition before beginning assembly. Do not mount or use the furniture if any parts are broken, damaged or missing, and use only spare parts approved by the manufacturer. Use only the tools supplied or recommended. Set up an assembly area. Proceed with assembly. Never force assemblies. Retighten screws after some time of use. Incorrect assembly, shimming or handling can lead to weakened assemblies and/or parts. Do not move loaded furniture.
Keep young children away during assembly. Keep your assembly instructions. If a part is missing, they are the clearest way to contact your store.

1h

Sommier étudié pour une utilisation sur pieds, toute autre utilisation ne sera pas couverte par la garantie.
Le sommier 90x190 doit être utilisé avec un matelas d'un poids minimum de 7 kg.
Les sommiers 140x190 et 160x200 doivent être utilisés avec un matelas d'un poids minimum de 12 kg.

Bed frame designed for use on feet, any other use will not be covered by warranty.
The 90x190 slat base must be used with a mattress weighing at least 7 kg.
The 140x190 and 160x200 slat bases must be used with a mattress weighing at least 12 kg

VUE ÉCLATÉE - EXPLODED VIEW

Pièces 7 et 8 uniquement sur sommier 2 personnes
Pieces 7 and 8 only on doubles beds

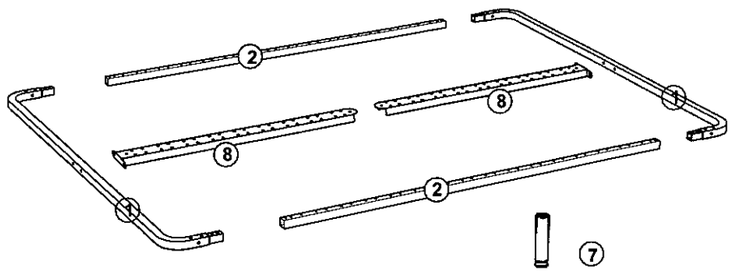

QUINCAILLERIE - HARDWARE

	A M8x40	B M8	C
Sommier 1 personne *Single bed*	4	4	36
Sommier 2 personnes *Double bed*	9	8	72

LATTES- SLATS

	4		5		6	
Version classique	18	36				
3 Zones	14	28	2	4		
5 Zones	11	22	2	4	3	6

OUTILS- TOOLS

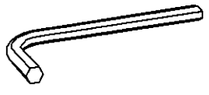

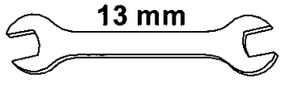

NON FOURNI - NOT SUPPLIED

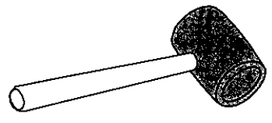

1 ▷

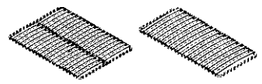

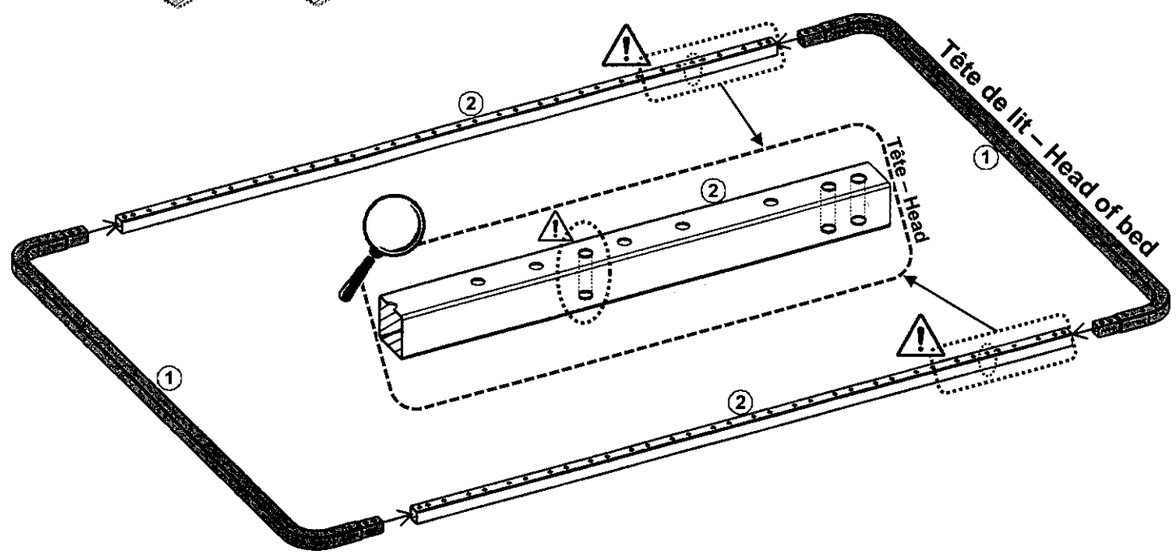

2 ▷

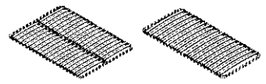

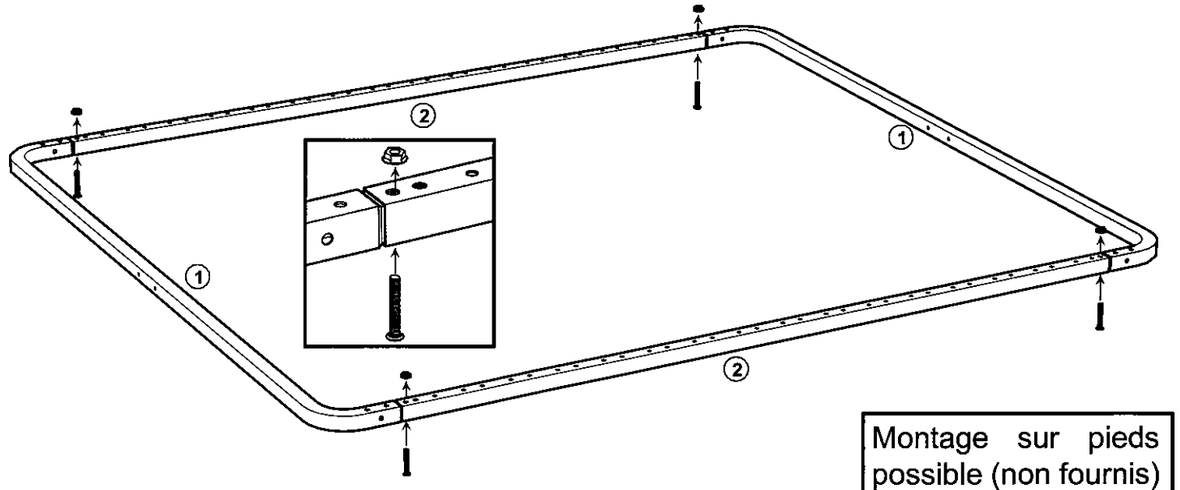

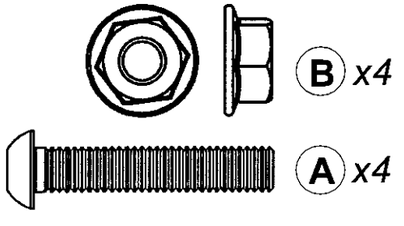

Montage sur pieds possible (non fournis)

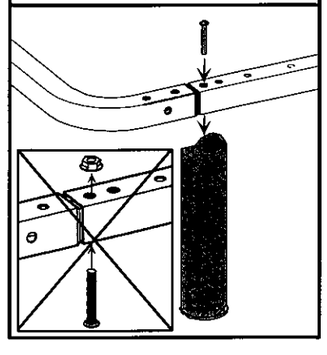

3 ▷

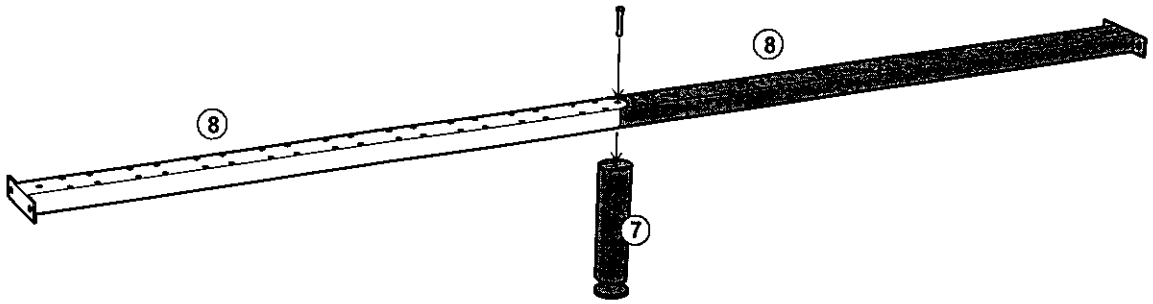

 Ⓐ x1

4 ▷

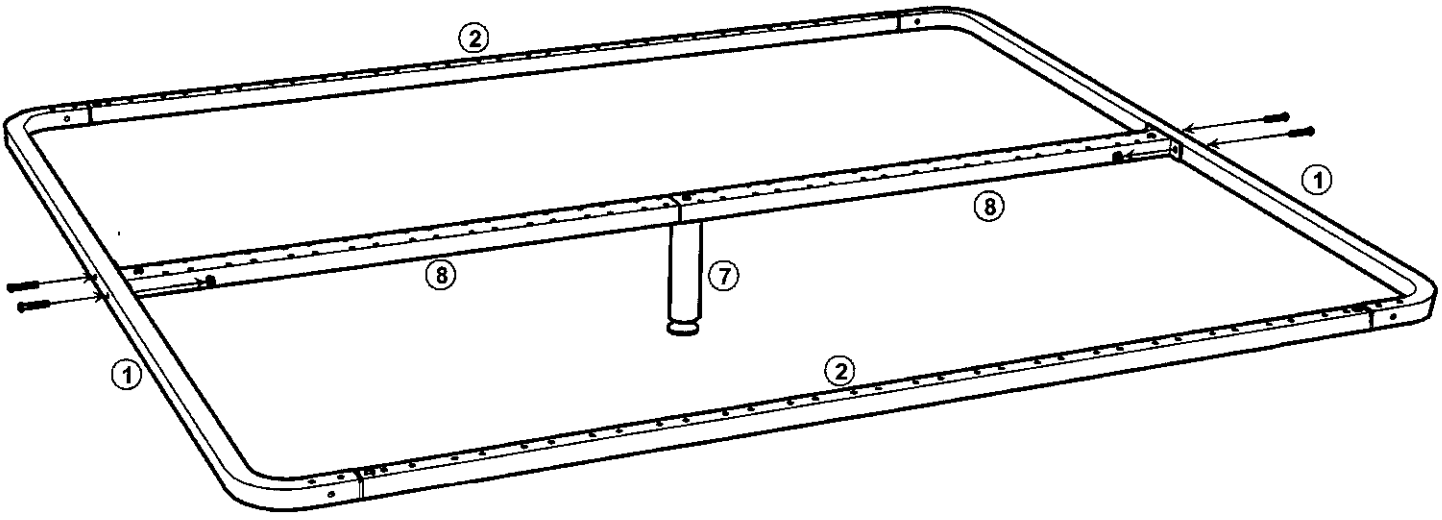

 Ⓐ x4 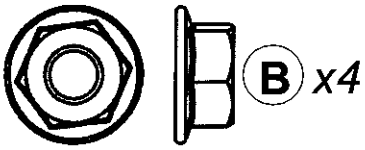 Ⓑ x4

5a

C x72

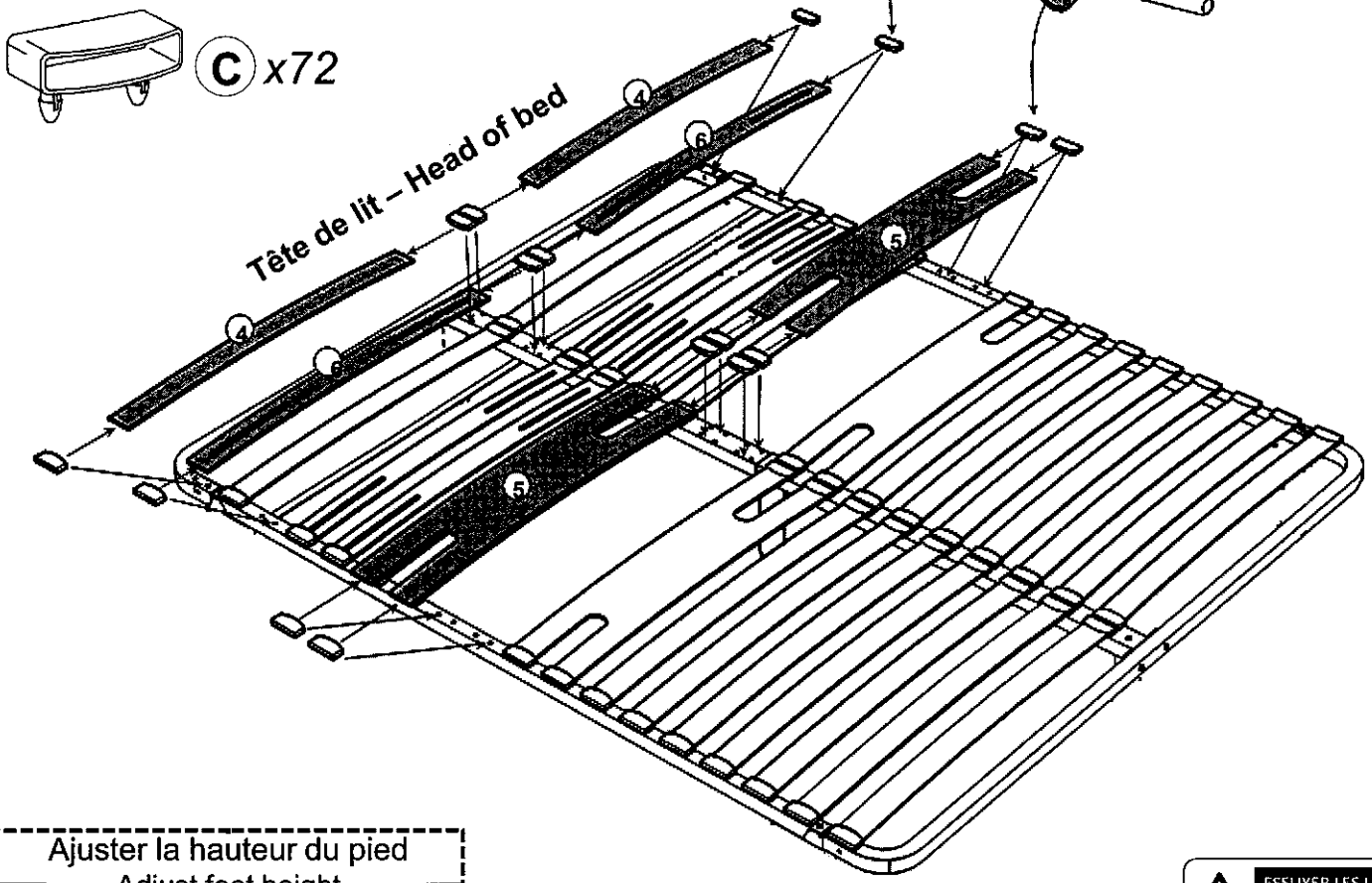

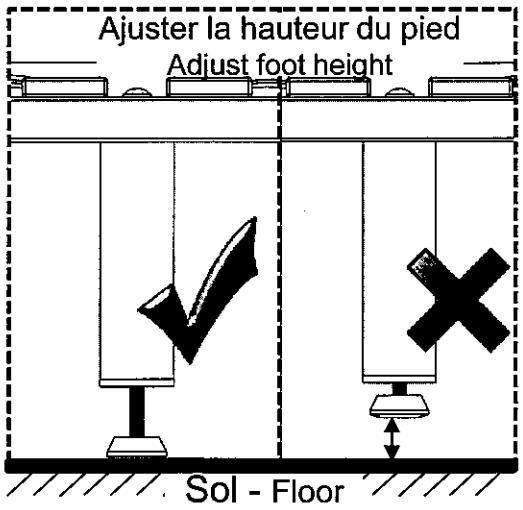

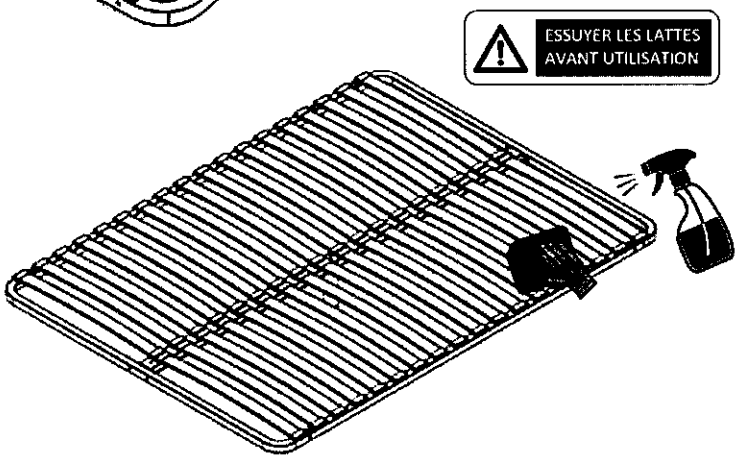

Tête de lit – Head of bed

4

6

5

Ajuster la hauteur du pied
Adjust foot height

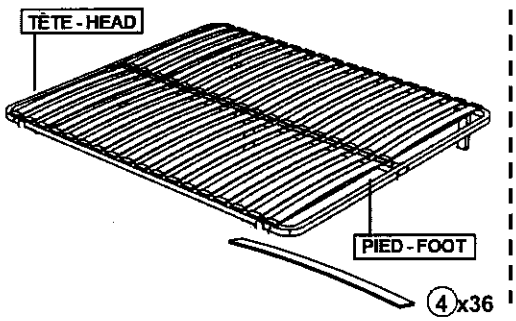

Sol - Floor

ESSUYER LES LATTES
AVANT UTILISATION

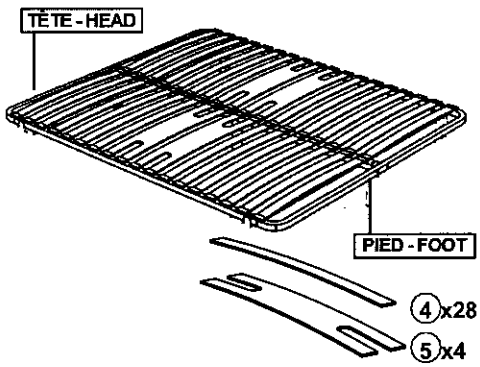

Version classique

TÊTE - HEAD

PIED - FOOT

4 x36

Version 3 ZONES

TÊTE - HEAD

PIED - FOOT

4 x28

5 x4

Version 5 ZONES

TÊTE - HEAD

PIED - FOOT

4 x22

5 x6

6 x4

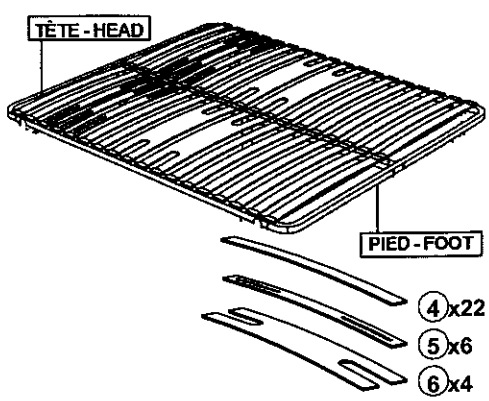

5b ▷

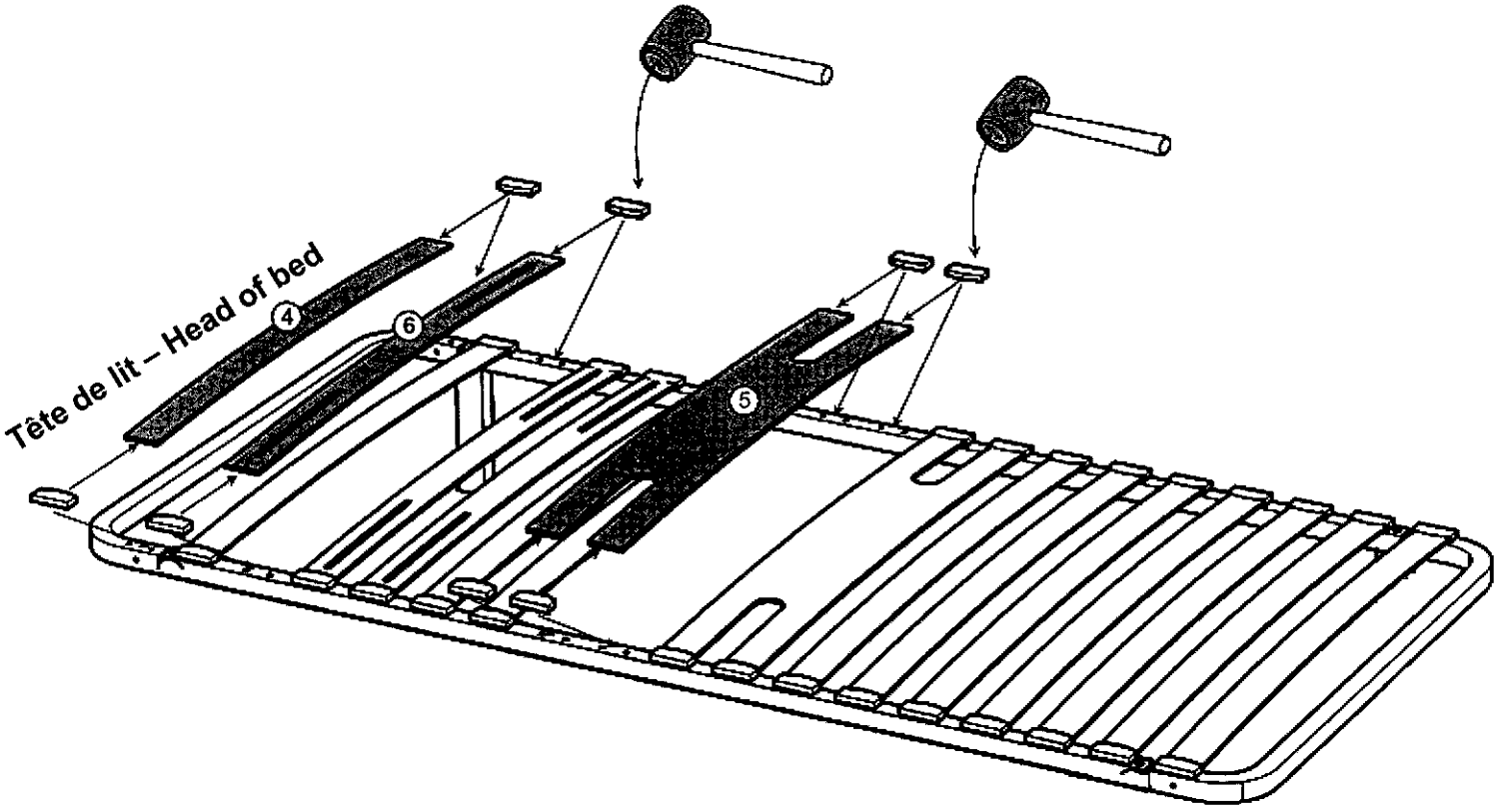

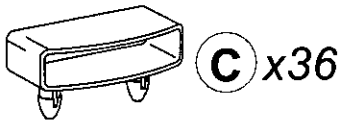

Version classique

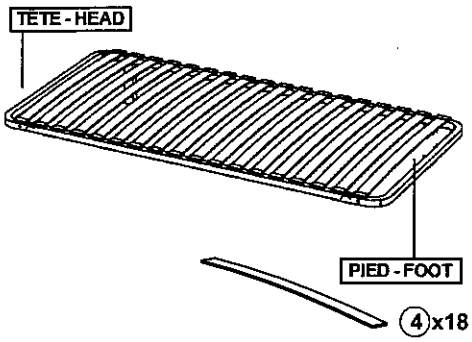

Version 3 ZONES

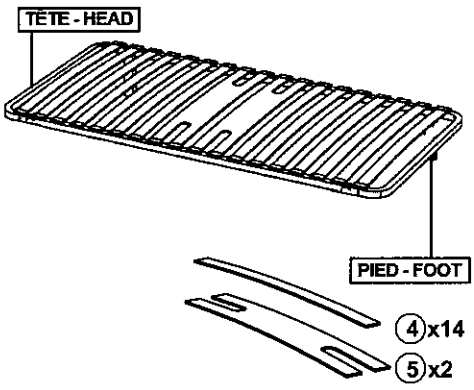
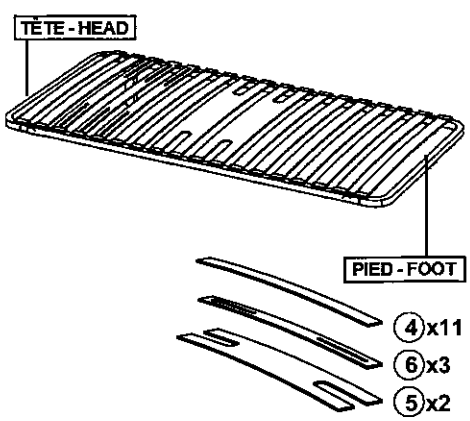
Version 5 ZONES