


NIKOLATESLA FIT 3Z


GUIDE D'INSTALLATION

VERSION RECYCLAGE
SORTIE ARRIÈRE

NIKOLATESLA FIT 3Z BL/F BO/60 - PRF0187245
NIKOLATESLA FIT 3Z BL/F BO/72 - PRF0187246

elica

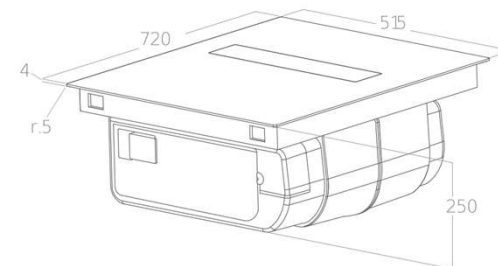
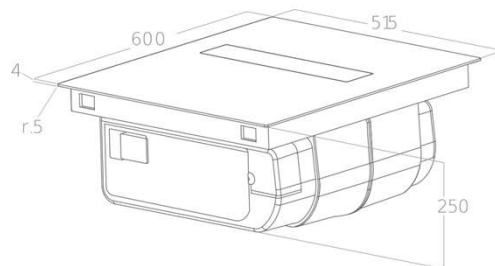
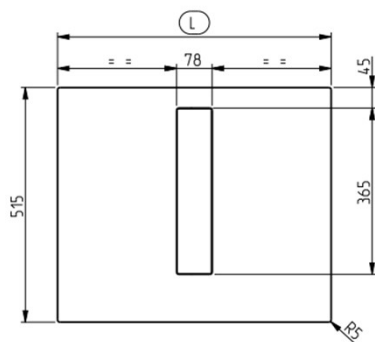
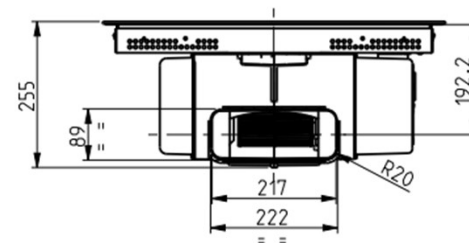
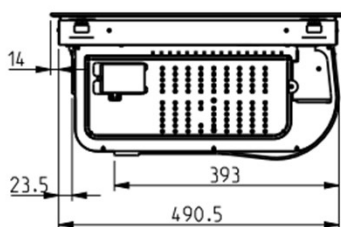
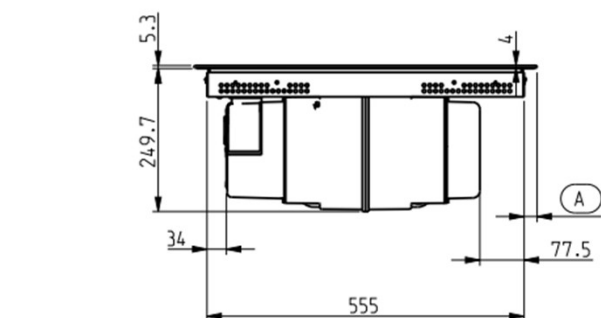




elica

Schéma technique

FIT 3Z 60/72 cm



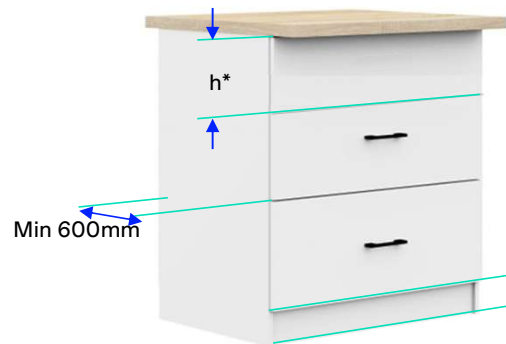
elica

Quelle largeur de meuble?

FIT 3Z 60-72 cm

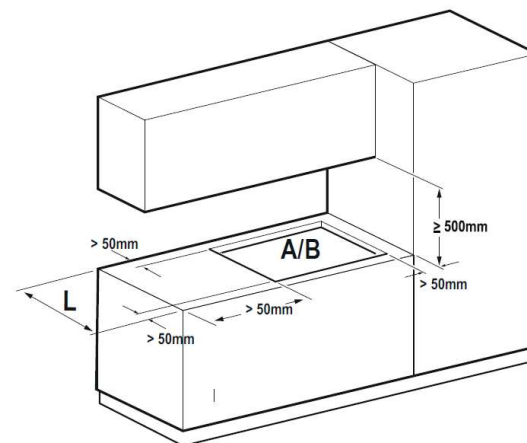
✓ 60cm ✓ 70cm ✓ 80 cm

* h mini 1^{er} tiroir = 25mm – épaisseur plan de travail



- Min 100mm extraction
- Min 60mm recyclage
- Dimension minimum n'est pas nécessaire pour le kit sortie arrière

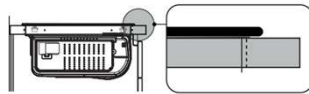
Distances minimales entre les différents meubles



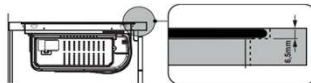

elica

Quelle découpe de plan de travail?

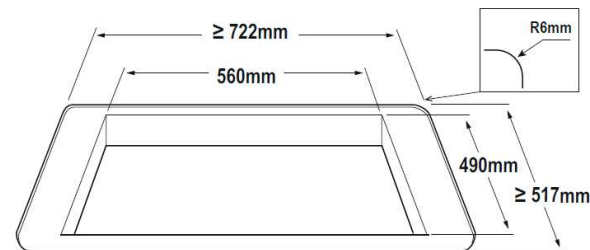
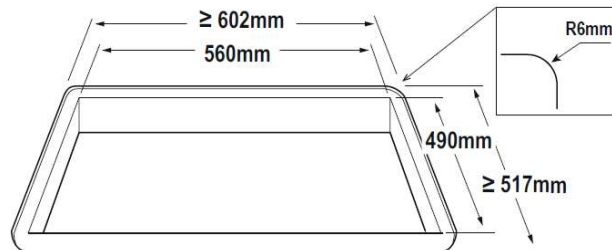
FIT 3Z 60-72 cm



Standard



Affluerante



elica

Installation en RECYCLAGE

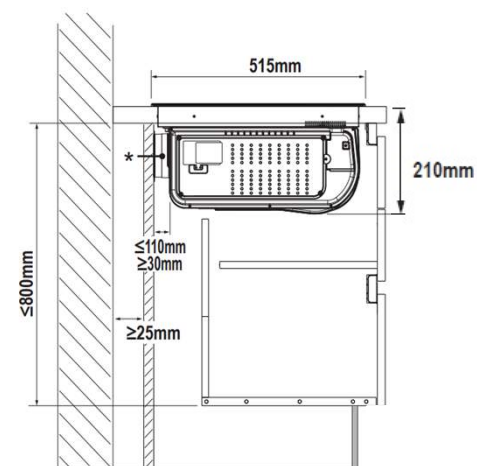


KIT tuyaux/accessoires inclus dans l'emballage

Le KIT de Recyclage Elica permet de convertir votre plaque aspirante NikolaTesla: KIT FILTRES CARBON anti-odeur inclus dans les kits ci-dessous



KIT0180522
KIT D'INSTALLATION
RECYCLAGE SORTIE
ARRIÈRE



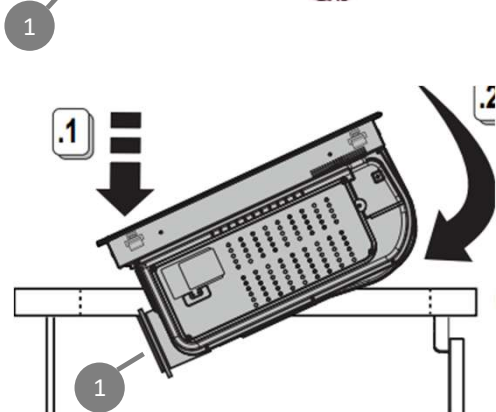
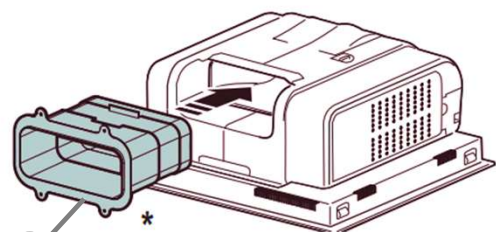
elica

Installation en RECYCLAGE

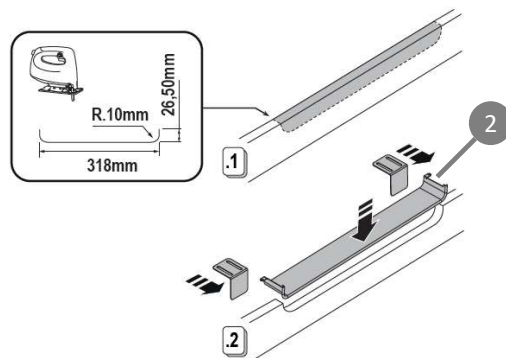
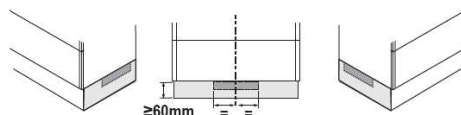


KIT tuyaux/accessoires inclus dans l'emballage

Installation sortie arrière



- 1 Raccord télescopique 2 Profilé métallique



> 25mm
Optimale 50 mm



KIT0180522

3. KIT D'INSTALLATION RECYCLAGE SORTIE ARRIÈRE

elica

