


NIKOLATESLA FIT RAW



GUIDE D'INSTALLATION

VERSION RECYCLAGE
SORTIE ARRIÈRE

NIKOLATESLA FIT RAW BR/F BO/72 - PRF0202502

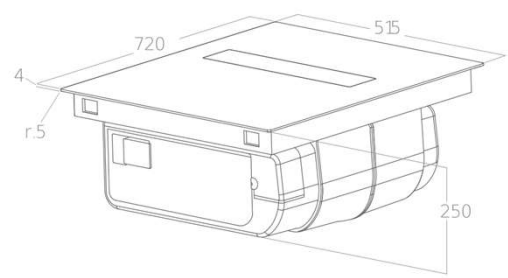
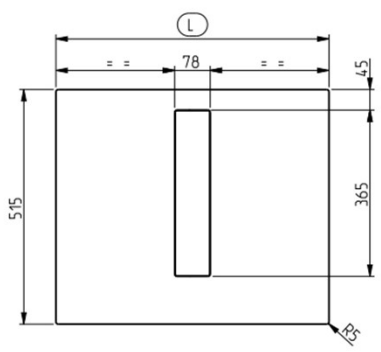
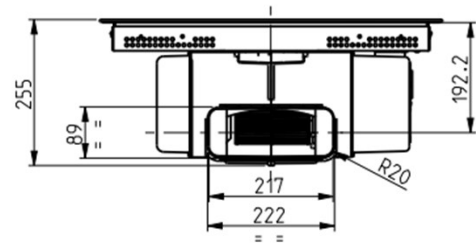
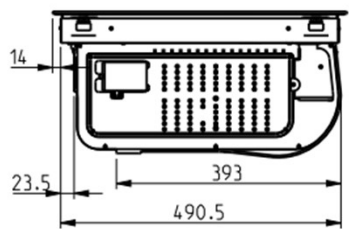
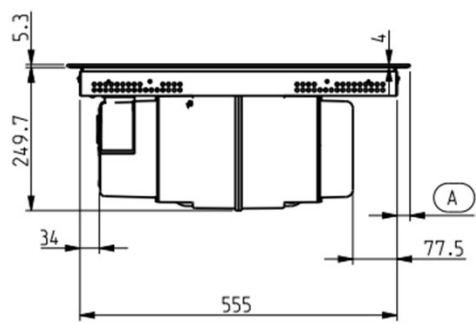
elica





elica

Schéma technique

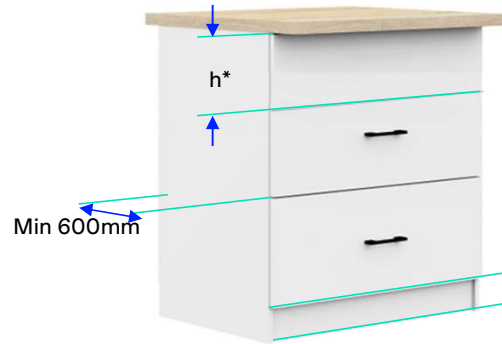


elica

Quelle largeur de meuble?

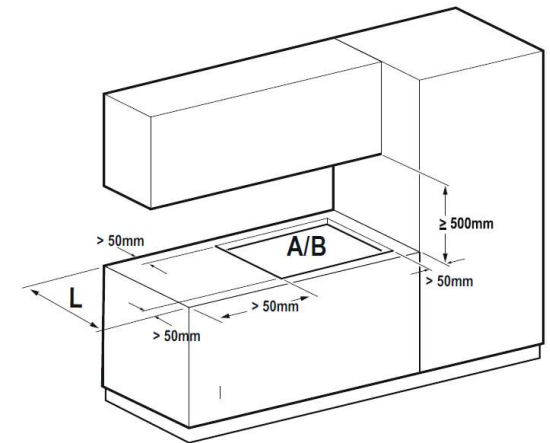
✓ 60cm ✓ 70cm ✓ 80 cm

* h mini 1^{er} tiroir = 25mm – épaisseur plan de travail



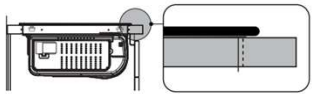
- Min 100mm extraction
- Min 60mm recyclage
- Dimension minimum n'est pas nécessaire pour le kit sortie arrière

Distances minimales entre les différents meubles

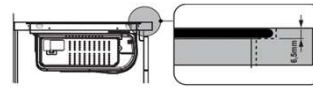



elica

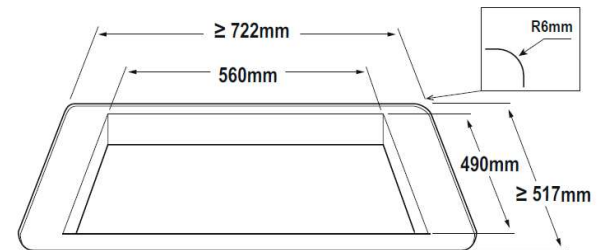
Quelle découpe de plan de travail?



Standard



Affluerante



elica

Installation en RECYCLAGE

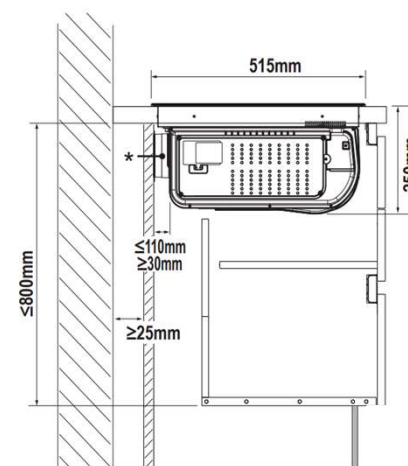


KIT tuyaux/accessoires inclus dans l'emballage

Le KIT de Recyclage Elica permet de convertir votre plaque aspirante NikolaTesla: KIT FILTRES CARBON anti-odeur inclus dans les kits ci-dessous



KIT0180522
KIT D'INSTALLATION
RECYCLAGE SORTIE
ARRIÈRE



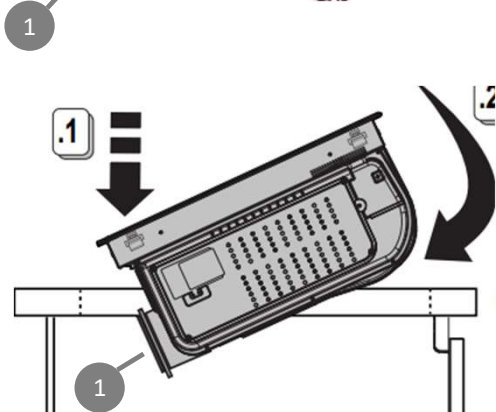
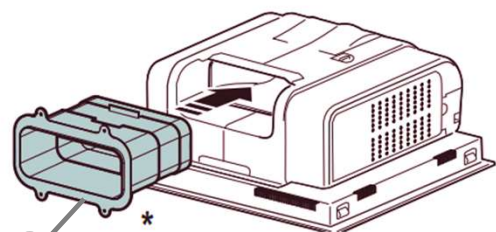
elica

Installation en RECYCLAGE

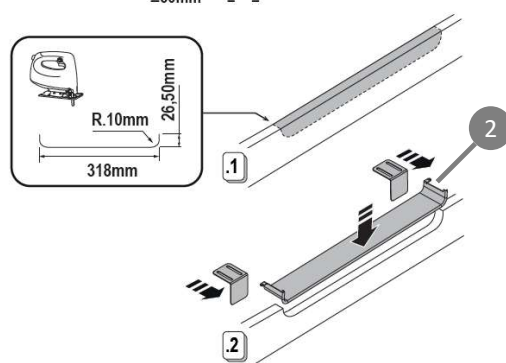
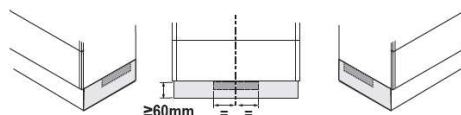


KIT tuyaux/accessoires inclus dans l'emballage

Installation sortie arrière



- 1  Raccord télescopique 2  Profilé métallique



> 25mm
Optimale 50 mm



KIT0180522

3. KIT D'INSTALLATION RECYCLAGE SORTIE ARRIÈRE

elica

