BUT

NOTICE DE MONTAGE / ASSEMBLY INSTRUCTIONS
BUT International,1 avenue Spinoza,77 184EMERAINVILLE

REFERENCE NO.	4894223211932	CHENE+ NOIR OAK +BLACK
NOM DU PRODUIT	ARCHI BUREAU / OFFICE DESK	
EAN:	4894223211932	CHENE+ NOIR OAK +BLACK

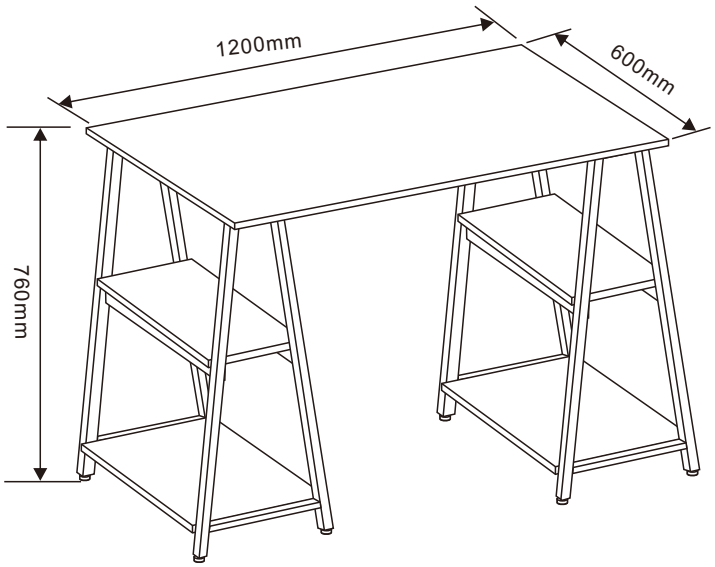

FR

1. Repérez les différentes pièces nécessaires à l'assemblage de votre meuble.
2. Regroupez et comptez les pièces de quincaillerie.
3. Munissez-vous de l'outillage nécessaire à l'assemblage de votre meuble.
4. Aménagez-vous un espace propice à l'assemblage; moquette et couverture peuvent protéger votre meuble des rayures
5. Procédez au montage sans forcer. Il est recommander de resserrez les vis au fil de l'utilisation.
6. Après assemblage de ce produit, il est conseillé d'aérer régulièrement la pièce pendant quelques jours.

CONSERVEZ VOTRE NOTICE DE MONTAGE. SI UNE PIÈCE VENAIT À MANQUER, L'INFORMATION RELATIVE À CELLE-CI FOURNIE PAR LA NOTICE DE MONTAGE RESTE LE MOYEN LE PLUS EFFICACE DE COMMUNIQUER AVEC VOTRE MAGASIN.

EN

1. Identify the parts which make up your piece of furniture.
2. Gather the hardware parts and count them.
3. Have the necessary assembly tools ready.
4. Organize a space for assembly, wall carpeting or a blanket will protect the furniture against scratches.
5. Never force the assembling while you put the parts together. You are recommended to tighten the screws after the furniture has been used for some time.
6. After assembling this product, it is advisable to regularly ventilate the room for a few days.

KEEP THE ASSEMBLY INSTRUCTION. THE RELEVANT INFORMATION YOU CAN FIND ON IT WILL HELP YOU GET IN TOUCH WITH YOUR STORE IF A PART WAS TO BE MISSING.



No.	Taille	Qté	Ctn no.
No.	Size	Qty	Ctn no.
No.	Tamaño	Cant	Ctn no.
No.	Maße	Anzahl	Ktn nr.
1	1200*600*15mm	1	1/1
2	480*240*15mm	2	1/1
3	480*300*15mm	2	1/1
4	735*300*20mm	4	1/1
5	20*20*880mm	2	1/1
6	20*20*480mm	2	1/1
7	20*40*480mm	4	1/1
8			
9			

No.	Taille	Qté	Ctn no.
No.	Size	Qty	Ctn no.
No.	Tamaño	Cant	Ctn no.
No.	Maße	Anzahl	Ktn nr.

No.	Taille	Qté	Ctn no.
No.	Size	Qty	Ctn no.
No.	Tamaño	Cant	Ctn no.
No.	Maße	Anzahl	Ktn nr.

Quincailleries/Hardware/Herrajes/ Montagereile- Ctn no./Kto.nr | 1/1

A	x40
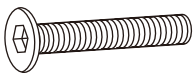	
M6*30mm	

B	x16
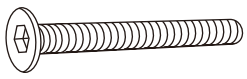	
M6*45mm	

C	x8
M8*Φ20*10mm	

D	x1
M4	

TEMPS DE MONTAGE: 40 MINUTE
SET-UP TIME: 40 MINUTE

OUTILLAGE:
TOOLS:

NOMBRE DE PERSONNES: 02
NUMBER OF PERSONS: 02

POUR L'ENTRETIEN, UN CHIFFON DOUX SUFFIRA.
A SOFT CLOTH IS SUITABLE FOR PRODUCT CARE.

1

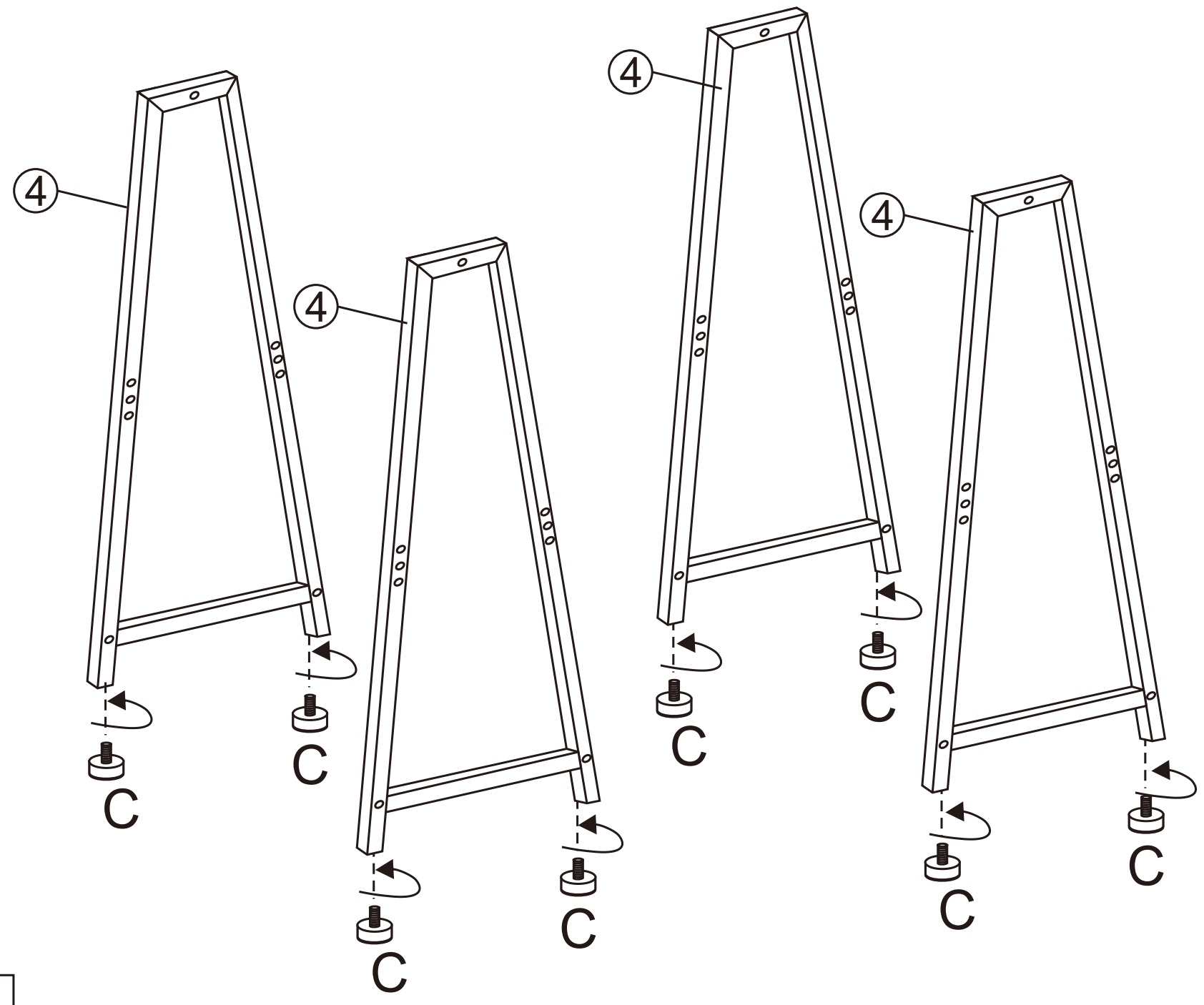

C	x8
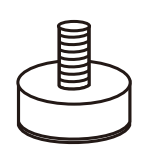	
M8*Φ20*10mm	

2

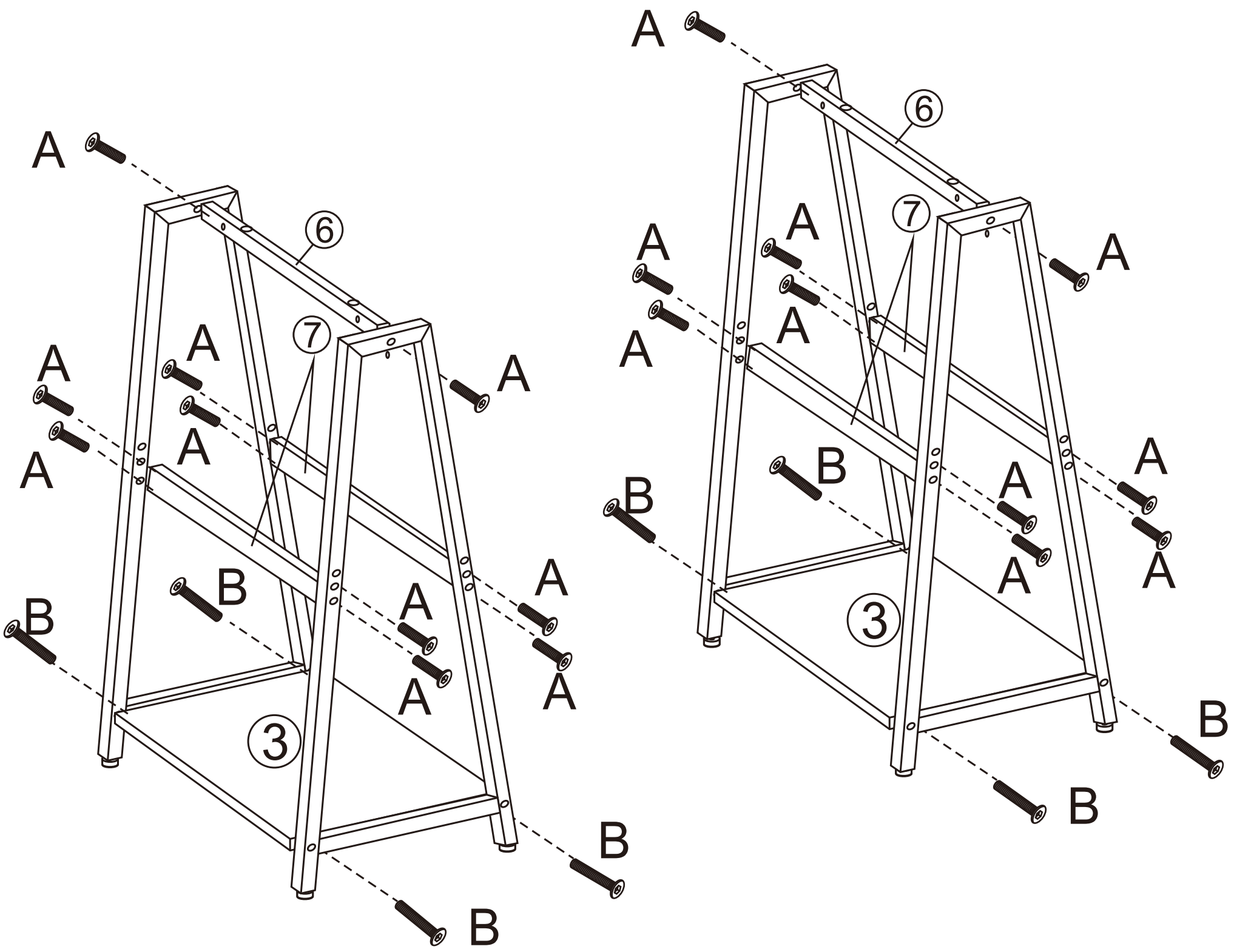

A	x20	B	x8	D	x1
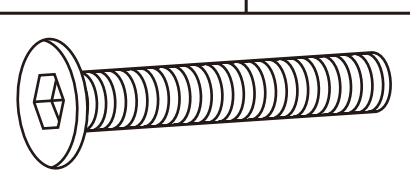		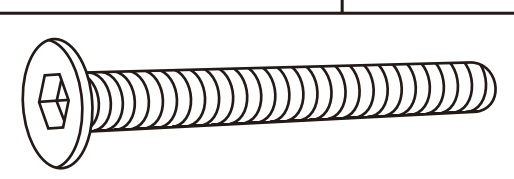			
M6*30mm		M6*45mm		M4	

3

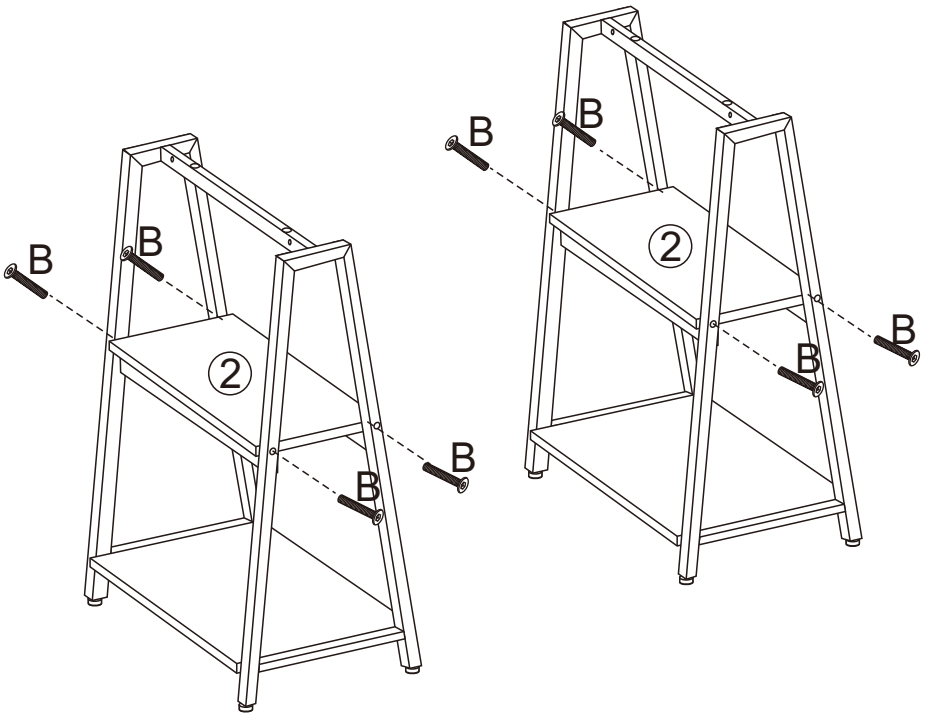

B	x8	D	x1
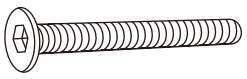			
M6*45mm		M4	

4

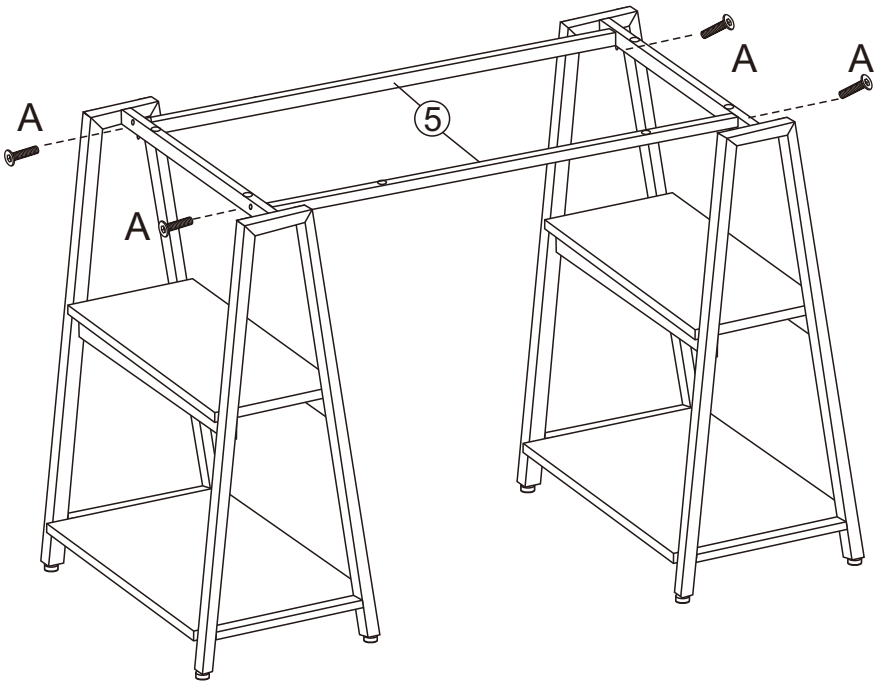

A	x4	D	x1
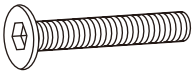			
M6*30mm		M4	

5

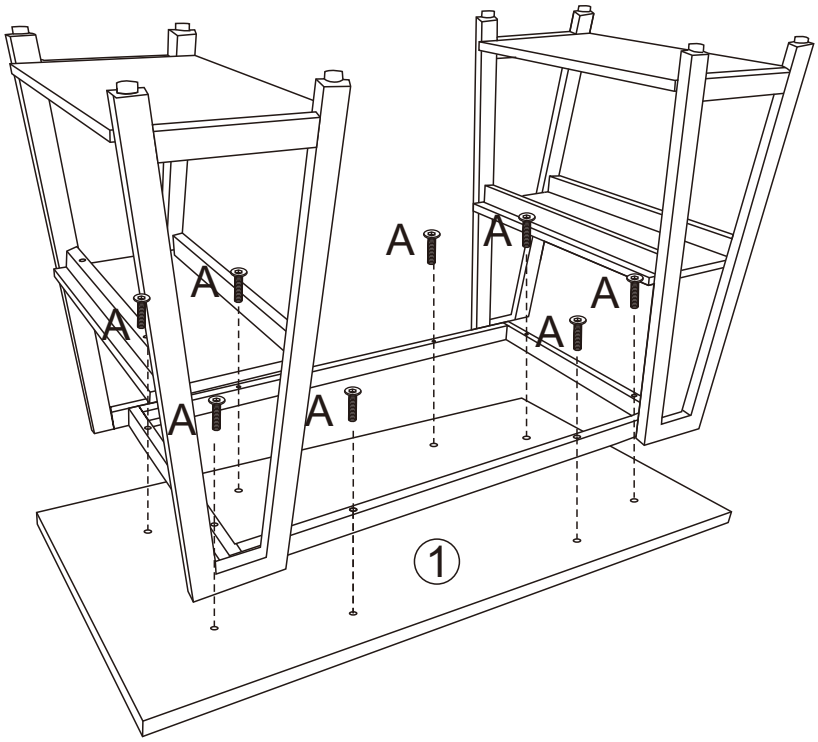

A	x8	D	x1
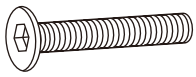			
M6*30mm		M4	

6

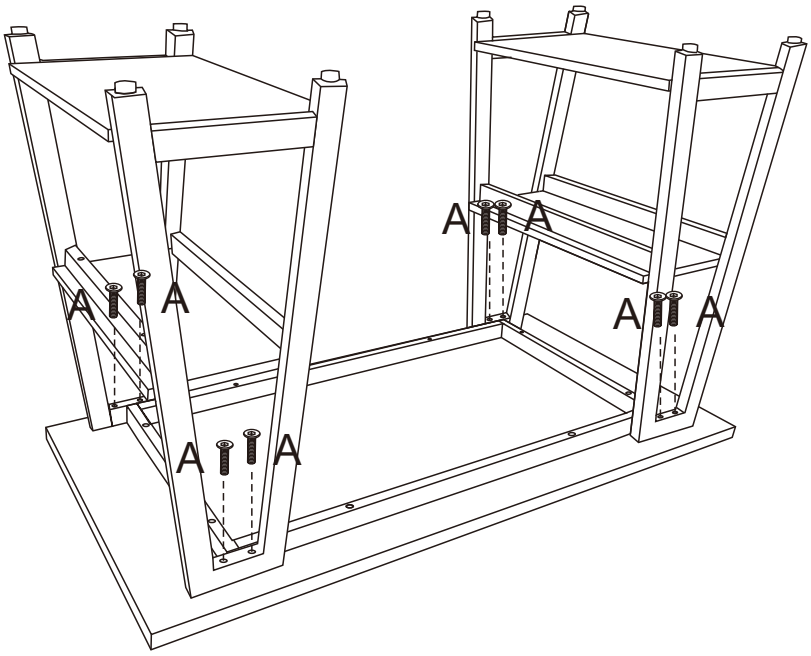

A	x8	D	x1
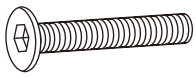			
M6*30mm		M4	

7